



# Supplies for Scrap Quilts: Easy, Breezy American Flag Stars, Stripes and More with Diane Harris

**Sewing machine in good working order AND THE MANUAL please 😊**

Rotary cutting supplies (the classroom has mats for our use)

Neutral colored thread for piecing


Basic sewing supplies: pins, scissors, mechanical pencil, small ruler, etc.

**Fabric: Blues in lights, mediums and darks, light neutrals such as white or cream and reds including pink reds, salmon red, faded red and regular red of all sorts.**

**Amounts: Start with 1 yard total of reds and 1 yard total of light neutrals. Start with ½ yard total of blues. I will bring fabric to share.**

**Cutting:** Blues and neutrals will be cut into 2½" squares for the stars.  
Reds and neutrals will be cut into 2½" x 4½" rectangles for the stripes.

**PLEASE NOTE:** There's a lot of flexibility as to the size of your patriotic quilt. It's best to wait and see how you like the techniques and then settle on a size.




~48" x 34"

1 of 2


If you have a stash, bring a variety of reds, blues and light neutrals. Precut if you like according to page 1. I'll help you create a scrappy patriotic quilt.

If you do not have a stash, bring a couple of fat quarters **each** of reds, blues and light neutrals. I will help you by sharing my fabrics and shopping with you as needed.



**2**

~32" x 40"



**3**

~53" x 73"